

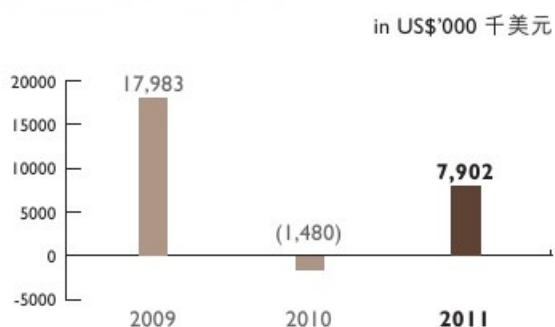
Financial Highlights

財務摘要

截至十二月三十一日止年度 For the year ended 31 December				
		2011 US\$'000 千美元	2010 US\$'000 千美元	Difference 差異
Revenue	收益	382,900	336,107	13.9%
Profit before income tax	除所得稅前溢利	11,021	1,955	463.7%
Profit/(loss) attributable to owners	擁有人應佔溢利／(虧損)	7,902	(1,480)	N/A 不適用
Owners' equity	擁有人權益	271,621	266,176	2.0%
Basic earnings/(loss) per share (US cents)	每股基本盈利／ (虧損) (美仙)	0.52	(0.10)	N/A 不適用
Diluted earnings/(loss) per share (US cents)	每股攤薄盈利／ (虧損) (美仙)	0.52	(0.10)	N/A 不適用
Interim dividend per share (US cents)	每股中期股息 (美仙)	N/A 不適用	N/A 不適用	N/A 不適用
Final dividend per share (US cents)	每股末期股息 (美仙)	0.311	0.240	29.6%

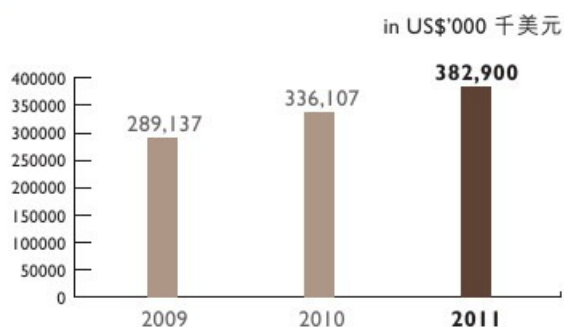
PROFIT/(LOSS) ATTRIBUTABLE TO OWNERS

擁有人應佔溢利／虧損



REVENUE

收益

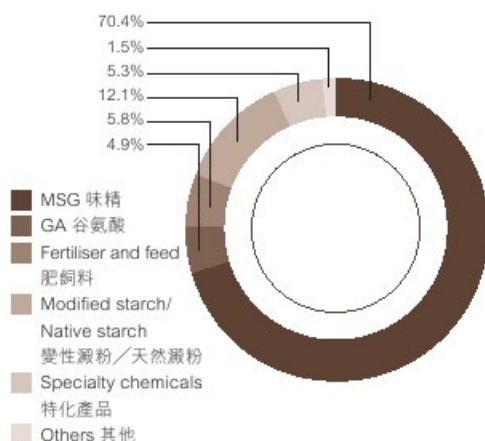


REVENUE BY PRODUCTS

按產品分類之收益

12 months ended 31 Dec 2011

截至二零一一年十二月三十一日止十二個月



REVENUE BY GEOGRAPHIC LOCATION

按地區分類之收益

12 months ended 31 Dec 2011

截至二零一一年十二月三十一日止十二個月

